

Porto by Pier Luigi Frighetto



IT Funzionale, pratica, mobile, Porto è una cucina modulare composta da vari elementi combinabili: tavolo, carello, lavello, induzione, gruppo lavello+induzione, Teppanyaki e griglia. Progettata nel dettaglio per soddisfare le esigenze legate all'outdoor, Porto presenta piani curvati in legno Iroko, struttura tubolare in acciaio Inox, disponibile anche nelle finiture Espresso e Seta, e caratteristiche tecniche impeccabili. Tutte le superfici di lavoro/cottura sono in acciaio Inox, come il lavello, corredato da rubinetto reclinabile. Ad alimentazione elettrica sono i moduli a induzione, con due zone di cottura, e il Teppanyaki, con piastra spessa 5mm, dalle massime prestazioni termiche. Medesima piastra, con tre zone di cottura, alimentate però a gas, ha la griglia.

EN Functional, practical and mobile, the Porto modular kitchen has various combining elements: table, serving trolley, sink, induction hob, sink + induction hob, Teppanyaki and grill. Precisely designed to meet outdoor living requirements, Porto has curved Iroko wood tops, a stainless steel tube frame, also available in Espresso and Seta finishes, and impeccable technical performance. All work/cooking surfaces are in stainless steel, as is the sink with reclining tap. The induction hobs with dual cooking zones and 5 mm Teppanyaki plate offer powerful heat performance, running on electricity. The gas-powered grill has the same plate with three cooking zones.










Porto cucina modulare, struttura in finitura 42 Seta, piano e sottopiano in legno Iroko. / Porto modular kitchen, structure in 42 Seta finish, top and lower shelf in Iroko wood.





# Porto by Pier Luigi Frighetto

**Modulo Tavolo**  
L 150, H 88, P 65 cm



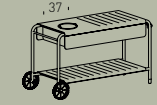
**Table module**  
W 59.05", H 34.64", D 25.59"

**Modulo Carrello**  
L 170, H 88, P 72 cm



**Serving Trolley module**  
W 66.92", H 34.64", D 28.34"

**Modulo Carrello elettrodomestico singolo**  
L 170, H 88, P 72 cm

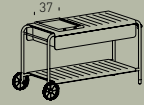


**Serving Trolley module with individual appliance**  
W 66.92", H 34.64", D 28.34"

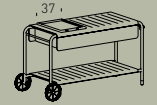
Glacette



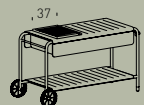
Lavello / Sink



Induzione L37 / Induction W37

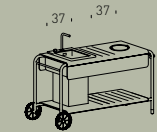


Teppanyaki L37 / Teppanyaki W37



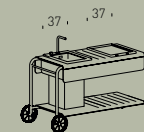
Barbecue L37 / Barbecue W37

**Modulo Carrello elettrodomestico doppio**  
L 170, H 88, P 72 cm

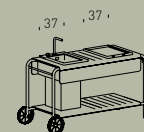


**Serving Trolley module combined appliances**  
W 66.92", H 34.64", D 28.34"

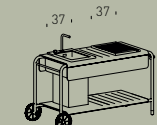
Lavello + Glacette / Sink + Glacette



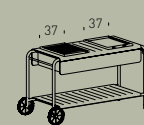
Lavello + Teppanyaki / Sink + Teppanyaki



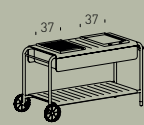
Sing + Induzione / Sink + Induction



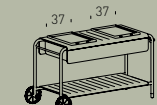
Lavello + Barbecue / Sink + Barbecue



Barbecue + Teppanyaki

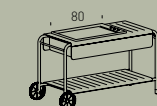


Barbecue + Induzione / Barbecue + Induction



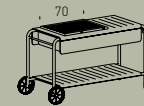
Teppanyaki + Induzione / Teppanyaki + Induction

**Modulo Carrello elettrodomestico Speciale**  
L 170, H 88, P 72 cm



Teppanyaki L80 / Teppanyaki W80

**Modulo Carrello Special appliance**  
W 66.92", H 34.64", D 28.34"



Barbecue L70 / Barbecue W70

**Barbecue L37 / Barbecue W37**  
L 37, H 6\*, P 52 cm  
W 14.56", H 2.36"\* , D 20.47"



**Barbecue L70 / Barbecue W70**  
L 70, H 5\*, P 52 cm  
W 27.55", H 1.96"\* , D 20.47"



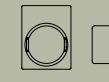
**Teppanyaki L37 / Teppanyaki W37**  
L 37, H 5\*, P 52 cm  
W 14.56", H 1.96"\* , D 20.47"



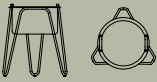
**Teppanyaki L80 / Teppanyaki W80**  
L 80, H 5, P 52 cm  
W 31.49", H 2.36"\* , D 20.47"



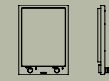
**Glacette**  
L 37, H 1\*, P 52 cm  
W 14.56", H 0.39"\* , D 20.47"



**Glacette da appoggio / Free standing Glacette**  
L 45, H 48, P 45 cm  
W 17.72", H 18.90", D 17.72"



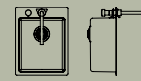
**Induzione L37 / Induction cooktop W37**  
L 37, H 5\*, P 52 cm  
W 14.56", H 1.96"\* , D 20.47"



**Coperchio multiuso / Multi-purpose cover**  
L 36.5, H 6.5, P 52.5 cm  
W 14.37", H 2.55", D 20.67"



**Lavello / Sink**  
L 40, H 25\*, P 52 cm  
W 15.74", H 9.84"\* , D 20.47"



\* sporgenza del dell'elettrodomestico dal piano del carrello /  
\* protruding height of the appliance from the top surface

## Finiture / Finishes

*Piano e sotto piano*

Legno Iroko

*top and lower shelf*

Iroko wood

*Struttura*

Acciaio inox AISI 304 veriniato 42 Seta o

44 Espresso

*Structure*

AISI 304 stainless steel, powder coated

in 42 Seta or 44 Espresso



Per maggiori informazioni sugli elettrodomestici si prega di scannerizzare il codice QR /  
For More informations on appliances and accessories, please scan the QR code

**Pianca S.p.A**  
Via dei Cappellari, 20  
31018 – Gaiarine, Treviso  
Italy

T +39 0434 756911  
F +39 0434 75330

info@pianca.com  
pianca.com

p. iva IT01682580269

Vietata la riproduzione a qualsiasi scopo.  
Campione promozionale gratuito non destinato alla vendita.  
Escluso iva art.2 comma 3D.P.R. 633/72  
Esonerato da documento di trasporto art.4 punto 6 d.p.r.627/78

Reproduction prohibited for any purpose.  
Free promotional sample not for sale.  
Excluding VAT Article 2 paragraph 3D.P.R. 633/72  
Exempted from transport document art.4 point 6 d.p.r.627/78

© Pianca 2024